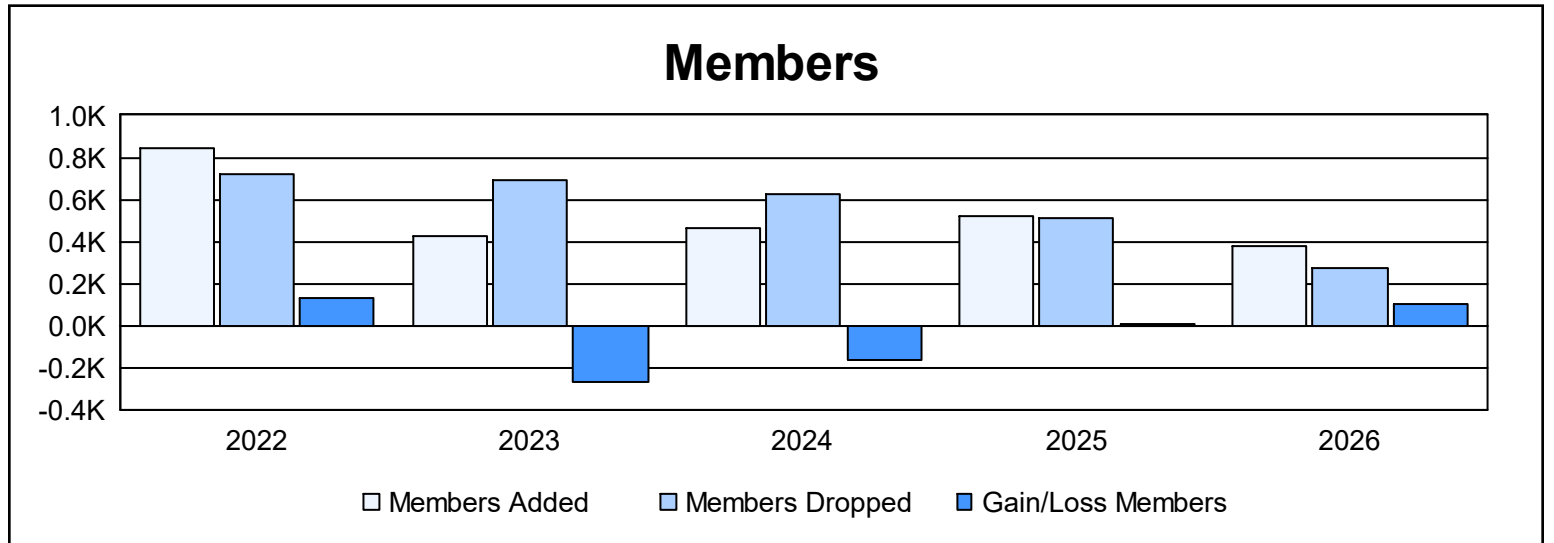
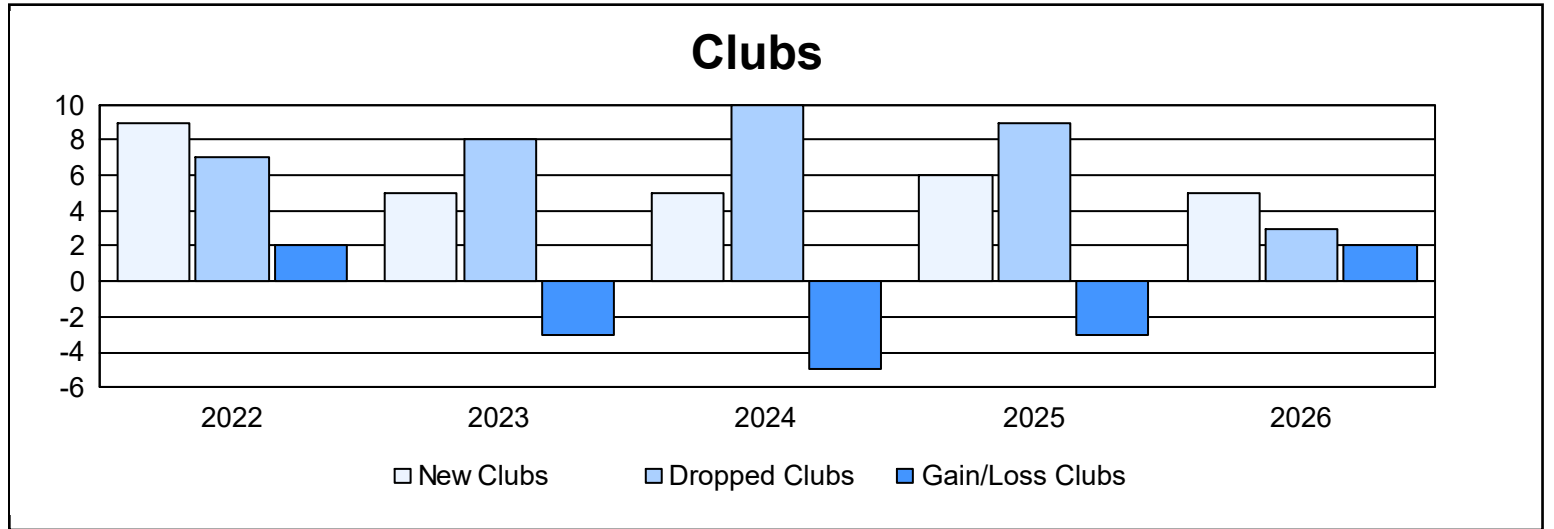


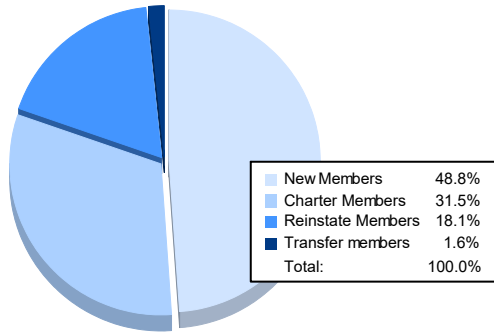
Multiple District G

As of March 2026 Cumulative

Year	New Clubs	Dropped Clubs	Gain/ Loss Clubs	New Members	Charter Members	Reinstate Members	Transfer Members	Total Member Added	Total Members Dropped	Gain/ Loss Members
2021-2022	9	7	2	465	241	115	24	845	717	128
2022-2023	5	8	-3	238	132	36	15	421	689	-268
2023-2024	5	10	-5	229	129	78	25	461	621	-160
2024-2025	6	9	-3	298	147	66	9	520	510	10
2025-2026	5	3	2	183	118	68	6	375	274	101
Average	6	7	-1	283	153	73	16	524	562	-38



Membership Composition March 2026 Cumulative



Gender Composition March 2026 Cumulative

